













































Modix 180X Packing List

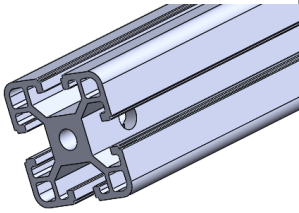
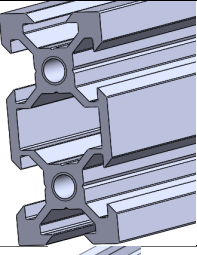

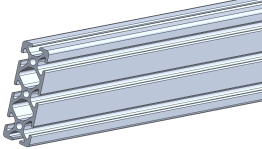
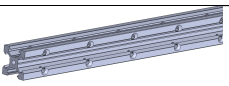

BOX NAME	LENGTH	WIDTH	HEIGHT	WEIGHT
MAIN	47CM	47CM	21CM	15KG
MOTION1	80CM	80CM	20CM	20KG
MOTION2	80CM	80CM	20CM	16KG
PRF	224CM	19CM	15CM	49KG
ENC1	225CM	16CM	19CM	18KG
ENC2	98CM	110CM	14CM	64KG
BED (X3)	39CM	35CM	25CM	5.5KG
PDU	51.5CM	29CM	8CM	3.85KG

LIST OF BOXES TO BE SHIPPED				
TYPE	Name	BOX	DESCRIPTION	QTY.
PRINTER	180X	180X-MAIN		1
		180X-MOTION1		1
		180X-MOTION2		1
		180X-PRF		1
		PDU-EU\US	EU\US depends on the region	1
		BIG60-BED-230	230V only	3
	ENCLOSURE	180X-ENC1		1
		180X-ENC2		1


180X-ELC-V4				
ITEM NO.	PART NUMBER	DESCRIPTION	QTY.	PICTURE
1	ELC-V4		1	
2	P_A		1	
3	P_B		1	
4	C		1	
5	X-F-M	X MOTOR CABLE - FRONT	1	
6	X-B-M	X MOTOR CABLE - BACK	1	
7	Y-M_180X	Y MOTOR CABLE FOR BIG60	1	
8	Z-B-L	Z MOTOR CABLE - BACK, LEFT	1	
9	Z-F-L	Z MOTOR CABLE - FRONT, LEFT	1	
10	Z-F-R	Z MOTOR CABLE - FRONT, RIGHT	1	
11	Z-B-R	Z MOTOR CABLE - BACK, RIGHT	1	
12	X-F-S	X FRONT OPTICAL ENDSTOP	1	
13	X-B-S	X BACK OPTICAL ENDSTOP	1	
14	LCD-4wire	LCD CABLE, 4 WIRE	1	
15	LCD-RIBBON	LCD CABLE, RIBBON	1	

180X-MAIN-V4					TOTAL	#REF!
NO.	TYPE	BOX	PART NUMBER	DESCRIPTION	QTY.	PICTURE
1	ELC	ELECTRONICS	180X-ELC-V4	ELECTRONIC BOX AND WIRING FOR METER	1	
2			MODIX-LCD	LCD COMPONENTS	1	
3	FRAME	FRAME COMPONENTS	FRAME-COMPONENTS	FRAME COMPONENTS AND FASTENERS	1	
4		180X COMPONENTS	4040-CORNER-BRACKET	CORNER BRACKET, 4040 PROFILE	8	
5			M8X16 Button-Head Thread Lock	Black with Thread Lock	18	
6			GENERAL-P-BUT-M8-CLIP	4040 Fastener Joint M8	2	
7			4040 M8 T-Nut	4040 M8 T-Nut	16	
8	X-AXIS	IDLER	XAXIS-IDLER-BACK	X-AXIS IDLER ASSEMBLY - BACK	1	
9			XAXIS-IDLER-FRONT	X-AXIS IDLER ASSEMBLY - FRONT	1	
10		MOTOR	XAXIS-MOTOR-BACK	X-AXIS MOTOR ASSEMBLY - FRONT	1	
11			XAXIS-MOTOR-FRONT	X-AXIS MOTOR ASSEMBLY - FRONT	1	
12		XAXIS-RAILS-180X	M3X10 HEX	THREADLOCKER BLUE 242 paste	66	
13			Spring Shim - M3	OD:6.2mm THK:0.8mm	66	
14			4040 M3 T-Nut	4040 M3 T-Nut	66	
15		XAXIS-BELT-180X	GENERAL-P-BUY-BELT-5M	GT2 OPEN LOOP BELT - 5M LENGTH	2	
16			GENERAL-P-CNC-0007	Belt Clip	4	
17		Y-AXIS	MOTOR	YAXIS-MOTOR	Y-AXIS MOTOR ASSEMBLY	1
18	IDLER		YAXIS-IDLER	Y-AXIS IDLER ASSEMBLY	1	
19	YAXIS-RAIL-660		M3X8 HEX	THREADLOCKER BLUE 242 paste	13	
20			Spring Shim - M3	OD:6.2mm THK:0.8mm	13	
21			2020 M3 T-Nut	2020 M3 T-Nut	13	
22	YAXIS-BELT-660		GENERAL-P-BUY-BELT-2M	GT2 OPEN LOOP BELT - 2M LENGTH	1	
23			GENERAL-P-CNC-0007	Belt Clip	2	
24	Cable Chain		Cable Chain	CABLE-CHAIN	CABLE CHAIN COMPONENTS FOR X & Y AXIS	1
25	Z-AXIS	ZAXIS-RAILS-180X	M3X10 HEX	THREADLOCKER BLUE 242 paste	60	
26			Spring Shim - M3	OD:6.2mm THK:0.8mm	60	
27			4040 M3 T-Nut	4040 M3 T-Nut	60	
28		Z-TOP	ZAXIS-TOP-HD	Z-AXIS TOP ASSEMBLY, HD	3	
29			ZAXIS-TOP-WIRE-HD	Z-AXIS TOP ASSEMBLY, WIRE MANAGEMENT, HD	1	
30		Z-BOTTOM	ZAXIS-BOTTOM-HD	Z-AXIS BOTTOM ASSEMBLY, HD	2	
31			ZAXIS-BOTTOM-2-HD	Z-AXIS BOTTOM ASSEMBLY, HD, MIRRORED	2	
32		Z-MID	ZAXIS-MID-HD	Z-AXIS MID ASSEMBLY, HD	2	
33			ZAXIS-MID-2-HD	Z-AXIS MID ASSEMBLY, HD, MIRRORED	2	
34		Printhead	PRINTHEAD COMPONENTS	PRINTHEAD-V4-A	PRINTHEAD ASSEMBLY; DUAL SIDE BY SIDE	1
35	GRIFFIN		GRIFFIN-PRIMARY-V4	GRIFFIN PRIMARY COMPONENTS	1	
36	BED	BED	BED-ASM-180X	BED PROFILE AND COMPONENTS ASSEMBLY	1	
37	WIRING	CHANNELS	TUNNEL-225	LEFT SIDE TUNNEL - METER	2	
38			TUNNEL-90	TOP TO ELC BOX TUNNEL	1	
39			TUNNEL-450	BOTTOM TO ELC BOX TUNNEL - METER	1	













180X-MAIN-V4					TOTAL	#REF!
NO.	TYPE	BOX	PART NUMBER	DESCRIPTION	QTY.	PICTURE
40			M5X12 Low PROFILE	BLACK	8	
41			4040 M5 T-Nut	4040 M5 T-Nut	8	
42	Front Panels	FRONT PANELS PROFILES	SUPPORT-PROFILLES-COMP	FRONT PANLES PROFILES COMPONENTS	1	
43		FRONT PANELS FASTENERS - 180X	M5X8 LOW PROFILE	BLACK	14	
44			M5X12 LOW PROFILE	BLACK	21	
45			2020 M5 T-Nut	2020 M5 T-Nut	14	
46			4040 M5 T-Nut	4040 M5 T-Nut	21	
47	FILAMENT	FILAMENT	FILAMENT-DETECTION	CLOG DETECTOR COMPONENTS	1	
48			FILAMENT-HOLDER	FILAMENT HOLDER COMPONENTS	1	
49		PTFE	PTFE-4-3-500	PTFE TUBE, OD:4, ID:3, LENGTH:500MM	1	
50			PTFE-6-3-3000	PTFE TUBE, OD:6, ID:3, LENGTH:3000MM	1	
51			PG-4-6	PNEUMATIC CONNECTOR FOR PTFE	1	
52	POWER	Power Supply	POWER-SUPPLY	POWER SUPPLY COMPONENTS	1	
53		CABLE	C13-C14 Cable		5	
54	OTHERS		TOOLS		1	
55			CRASH-DETECTOR	CRASH DETECTOR COMPONENTS	1	
56			ZOFFSET-CALIBRATION	AUTOMATIC Z OFFSET COMPONENTS	1	
57			CASTERS	4 x CASTERS WHEELS	1	
58			CASTERS-WHEEL	WHEELS CASTERS; BLACK; INCLUDING SCREW	2	
59			SPARE BAG		1	
60				CE-PACK		1

180X-PRF-V4				
ITEM NO.	PART NUMBER	DESCRIPTION	QTY.	PICTURE
1	GENERAL-P-BUY-4040-990	Z-Axis Profile	4	
2	GENERAL-P-BUY-4040-2084	Big 180X X-Axis Bottom	2	
3	GENERAL-P-BUY-4040-2164	Big 180X X-Axis Top Profile	2	
4	GENERAL-P-BUY-4040-800	Y-Axis Profile	6	
5	GENERAL-P-BUY-4040-45	Big 180X Middle Caster Base	2	
6	GENERAL-P-BUY-2040-2020	Cable Chian Support profile 180X	1	
7	GENERAL-P-BUY-2040-2045.5	BIG 180X FRONT PANELS PROFILE - TOP	1	
8	GENERAL-P-BUY-2040-2075.5	BIG 180X FRONT PANELS PROFILE - BOTTOM	1	
9	GENERAL-P-BUY-2020-790	2020 PROFILE, L=790mm, Y-Bridge	1	
10	GENERAL-P-BUY-2060-2157.6	2060 PROFILE, L=2157.6mm, BED ASSEMBLY	2	
11	GENERAL-P-BUY-2060-620	2060 PROFILE, L=620mm, BED ASSEMBLY	2	
12	GENERAL-P-BUY-2020-620-MID	Bad calibration profile -620	2	
13	MGW9H1R800ZFCM	Z-AXIS RAIL, 180X - L800	4	
14	MGW9H1R1970ZFCM	X-AIS RAIL, 180X - L1970	2	
14	RAILS_CLIP	Set of two MGW rails clip	6	


















180X-MOTION1				
ITEM NO.	PART NUMBER	DESCRIPTION	QTY.	PICTURE
1	MGW9H1R700ZFCM	700mm - XY - Big60 line	1	
3	CABLE-CHAIN-HY15A.3-85	Cable Chain, 85 links, including two end connectors	1	
4	CABLE-CHAIN-HY15A.3-31	Cable Chain, 31 links, including two end connectors	1	
5	MIC6-PLATE-660	BED 660	2	
6	PEI-660-SHEET	PEI SHEET for 660mm plate, including 3M adhesive	2	
8	SFUR01204T4DFC7-830-P1	BIG60, 120X, 180X Ballscrew	4	
9	RAILS_CLIP	Set of two MGW rails clip	1	
80X-MOTION2				
1	MIC6-PLATE-660	BED 660	1	
2	PEI-660-SHEET	PEI SHEET for 660mm plate, including 3M adhesive	1	


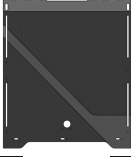









BIG60-BED-110/230				Total
ITEM NO.	PART NUMBER	DESCRIPTION	QTY.	PICTURE
1	BIG60-BED-110/230		1	










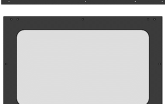



180X-ENC1-V4					Total
ITEM NO.	BOX/BAG/TYPE	PART NUMBER	DESCRIPTION	QTY.	PICTURE
1	Pivot Lid	GENERAL-P-BUY-2020-CornerBracket	Corner Bracket	16	
2		GENERAL-P-BUY-2020-L-Joint	L joint 2020, including set screws	16	
3		GENERAL-P-BUY-2020-350.5	Pivot Lid front sides profiles- 180X	2	
4		GENERAL-P-BUY-2020-2119	Pivot Lid top front and back profiles- 180X	2	
5		GENERAL-P-BUY-2020-446	Pivot Lid sides front profiles- 180X	2	
6		GENERAL-P-BUY-2020-2079	Pivot Lid bottom profile - Handle- 180X	1	
7		GENERAL-P-BUY-2040-350	Pivot Lid center top profiles- 180X	2	
8		GENERAL-P-BUY-2040-426	Pivot Lid front center profiles- 180X	2	
9		ENC-HINGE-2020-CL218-2	2020 METAL HINGE; CL218-2	6	
10		ENC-HNADLE-320	HANDLE. HOLES DISTANCE:320MM	1	
11		ENC-HANDLE-LARGE		2	
12		ENC-END_CORK-2020	END CORK FOR 2020 PROFILES	2	
13		M4X16 HEX	Black	2	
14		M5X8 Button-Head	Black	32	
15		M5X8 Low Profile	Black	47	
16		M5X12 Conic	Black	12	
17		M6X10 HEX	Black	4	
18		2020 M5 T-Nut		91	
19		2020 M6 T-Nut		4	
20		GENERAL-P-BUY-2020-466.4	Top Lid vertical front profiles	2	
21		GENERAL-P-BUY-2020-2124	Top Lid rear profile	1	
22		GENERAL-P-BUY-2020-860	TOP LID TOP PROFILE - 660 LID	2	
23		GENERAL-P-BUY-2020-450	Top Lid vertical rear profiles	2	
24		GENERAL-P-BUY-2040-2124	Top Lid center support profile	1	
25		GENERAL-P-BUY-2040-350	Top Lid rear vertical support profiles	2	
26		GENERAL-P-BUY-2040-445.5	Top Lid top center support profiles	2	
27		ENC-LID-02	4040 to 2020 Profile Holder Mirrored	2	
28		ENC-LID-01	4040 to 2020 profile holder	2	


29	Top Lid	ENC-LID-03	Cover Frame Extension Holder	2	
30		GENERAL-P-BUY-2020-CornerBracket	Corner Bracket	16	
31		GENERAL-P-BUY-2020-L-Joint	L joint 2020	10	
32		ENC-END_CORK-2020	END CORK FOR 2020 PROFILES	2	
33		ENC-SEALING-2020-DCR6-466	2020 SEALING; DCR6; BLACK; 466MM	8	
34		M5X12 Conic	Black	12	
35		M5X8 Button-Head	Black	32	
36		M5X8 Low Profile	Black	72	
37		M5X12 Low Profile	Black	11	
38		M5X16 Low Profile	Black	4	
39		2020 M5 T-Nut		112	
40		4040 M5 T-Nut		11	
41		Doors	GENERAL-P-BUY-2020-1015	Doors top and bottom profiles	4
42	GENERAL-P-BUY-2020-689.8		DOOR HANDLE PROFILE	2	
43	GENERAL-P-BUY-2040-657		DOOR HINGE PROFILE	2	
44	GENERAL-P-BUY-2020-CornerBracket		Corner Bracket	8	
45	DOOR-HINGE-B2222_1011		2040 DOOR HINGE; B2222_1011; BLACK	4	
46	DOOR-COVER-2020-15X3-689		PROFILE 5 COVER 15X3; L=689MM	2	
47	ENC-END_CORK-2020		END CORK FOR 2020 PROFILES	4	
48	ENC-HNADLE-320		HANDLE. HOLES DISTANCE:320MM	2	
49	DOOR-MAGNET		OD:20mm, ID:3mm	4	
50	M4X16 HEX		Black	4	
51	M3X10 Conic		Black	4	
52	M5X8 Low Profile		Black	32	
53	M5X12 Low Profile		Black	8	
54	M5X8 Button-Head		Black	16	
55	2020 M3 T-Nut			4	
56	2020 M5 T-Nut			48	
57	4040 M5 T-Nut			8	

58	Sealing	General-P-BUY-LProfile-25x20-L2041	L-Profile; 25x20-x2; L=2041mm	2	
59		General-P-BUY-LProfile-20x15-703	L-Profile; 25x15x2; L=703mm	2	
60		DOOR-P-SM-001	DOOR MAGNET BRACKET; WITH 3M468P sticker	2	
62		M3X8 Conic	Black	6	
63		M3X10 Low Profile	Black	6	
65		2020 M3 T-Nut		6	
66		4040 M3 T-Nut		6	
67		DOOR-SEALING-EPDM-7-655	EPDM Sealing for doors; 655mm	2	
68		DOOR-SEALING-EPDM-7-1010	EPDM Sealing for doors; 1010mm	4	
69		S.Panels	ENC-BACK-COVER		1
70	M5X8 Low Profile		Black	4	
71	M5X12 Low Profile		Black	85	
72	2020 M5 T-Nut			4	
73	4040 M5 T-Nut			85	
74	PTFE GUIDE	Black Wire Cable House		4	
75		M5X8 Low Profile	Black	4	
76		2020 M5 T-Nut		4	
77		BIG-00-VSLOT-0001		1	
78		Aluminium Spacer - OD:10mm, ID:5mm, THK:6mm		2	
79		Eccentric Spacer 6mm		2	
80		Delrin mini v wheel		4	
81		M5 brass Shim - 8mmx1mm		8	
82		M8x12 Button-Head		1	
83		M5x12 Low Profile		2	
84		M5x25 Low Profile		4	
85		M5 Nut		2	
86		M5 Nyloc nut		4	
87	GENERAL-P-BUY-KFL08		1		

88		BIG-00-VSLOT-0002		1	
89	PNEUMATIC	PNEUMATIC HINGE	150N;Distance1:230mm	2	
90		PNEUMATIC HINGE CONNECTOR		4	
91		ENC_PNEUMATIC		1	
92	Air Filter	MSX16 LOW PROFILE	BLACK	12	
93		M5 Nut	Black	12	
94	LED	LED1		2	 White 6000K
95		LED2		1	
96		LED4		1	
97	SHELF	SHELF-A-SM-0001		1	
98		SHELF-A-SM-0001		2	
99		PTFE_BRACKET_01		2	
100		PTFE_BRACKET_02		2	
101		4040 Profile L460mm	40x40_L460_SHELF.PDF. M8 holes fit for 4040 cover	2	
102		4040 Profile L380mm		1	
103		4040 Profile L800mm	40x40_L800_SHELF	2	
104		PTFE Push-In 4mm adaptor	Thread: G1/8. PTFE OD:4mm	2	
105		8080-CORNER-BRACKET		2	
106		4040-CORNER-BRACKET		4	
107		608zz bearing		8	
108		ENC-END_CORK-4040		2	
109		Spool Holder ABS - 379mm		2	
110		GENERAL-P-BUT-M8-CLIP		4	
111		M5X12 -HEX		12	
112		M8X16 Button-Head Thread Lock		20	
113		M8X20 Button-Head		8	
114	M8 Washer		16		
115	M5 Washer		2		
116	4040 M5 T-Nut		10		
117	4040 M8 T-Nut		16		

180X-ENC2-V4					Total
ITEM NO.	BOX/BAG/TYPER	PART NUMBER	DESCRIPTION	QTY.	PICTURE
1	ACP	ENC-ACP-BIG60-SIDE		1	
2		ENC-ACP-BIG60-SIDE		1	
3		ENC-ACP-BIG60-BACK-ELC	ELC PANEL	1	
4		ENC-ACP-120X-BOTTOM-0001	120X BOTTOM PANEL LEFT	1	
5		ENC-ACP-120X-BOTTOM-0002	120X BOTTOM PANEL RIGHT	1	
6		ENC-ACP-120X-BACK-0001	LEFT BACK PANEL	1	
7		ENC-ACP-120X-BACK-COVER	120X BACK PANEL COVER	1	
8		ENC-ACP-120X-BACK-0002	RIGHT BACK PANEL	1	
9		ENC-ACP-120X-TOP	120X 4040 TOP COVER	2	
10		ENC-ACP-120X-LID-0001	120X TOP LID TOP PANEL	2	
11		ENC-ACP-120X-LID-0002	120X TOP LID BACK PANEL LEFT	1	

180X-ENC2-V4					Total
ITEM NO.	BOX/BAG/TYPE	PART NUMBER	DESCRIPTION	QTY.	PICTURE
12		ENC-ACP-120X-LID-0003	120X TOP LID BACK PANEL RIGHT	1	
13		ENC-ACP-180X-BACK-0001	180X CENTER BACK PANEL	1	
14		ENC-ACP-180X-LID-0001	180X TOP LID BACK PANEL CENTER	1	
15		ENC-ACP-180X-LID-0002	180X TOP LID TOP PANEL CENTER	1	
16		ENC-ACP-180X-BOTTOM-0001	180X BOTTOM PANEL CENTER	1	
17		ENC-ACP-180X-TOP	180X 4040 TOP COVER	1	
18		PC	ENC-PC-120X-LID-SIDE-LEFT	120X TOP LID LEFT SIDE PANEL	1
19	ENC-PC-120X-LID-SIDE-RIGHT		120X TOP LID RIGHT SIDE PANEL	1	
20	ENC-PC-120X-PIVOT-0001		120X PIVOT LID TOP PANEL	2	
21	ENC-PC-120X-PIVOT-0002		120X PIVOT LID FRONT PANEL	2	
22	ENC-PC-180X-PIVOT-0001		180X PIVOT LID TOP PANEL CENTER	1	
23	ENC-PC-180X-PIVOT-0002		180X PIVOT LID FRONT PANEL CENTER	1	
24	ENC-PC-180X-DOOR-RIGHT		180X DOOR PANEL - LOGO	1	
25	ENC-PC-180X-DOOR-RIGHT		180X DOOR PANEL - NO LOGO	1	

180X-33-FIX					
ITEM NO.	BOX/BAG/TYPER	PART NUMBER	DESCRIPTION	QTY.	PICTURE
ENC1	ENC_PNEUMATIC	M5X8 Low Profile		8	
		M5X16 HEX Thread Lock		4	
		M5 Nut		8	
		2020 M5 T-Nut		8	
	SHELF	M8X16 Button-Head Thread Lock		8	
		4040 M8 T-Nut		8	
MAIN		180X 32A Name Plate		1	
	LCD	M5X10 HEX		2	