




































# Modix 120X Packing List










<b>BOX NAME</b>	LENGTH	WIDTH	HEIGHT	WEIGHT
<b>MAIN</b>	47CM	47CM	22CM	19KG
<b>MOTION</b>	80CM	21CM	80CM	26KG
<b>PRF</b>	176CM	36CM	25CM	39KG
<b>ENC1*</b>	173CM	22CM	21CM	16KG
<b>ENC2*</b>	106CM	95CM	10CM	49KG
<b>BED (X2)</b>	68CM	23CM	30CM	5.8KG

\*For printer without Enclosure, remove ENC1, ENC2. Add MODIX-SUP  
(23CM/23CM/11CM/2.5KG)







LIST OF BOXES TO BE SHIPPED				
TYPE	Name	BOX	DESCRIPTION	QTY.
PRINTER	120X	120X-MAIN		1
		120X-MOTION		1
		120X-PRF		1
		MODIX-SUP	Not sent when ENLCOSURE is ordered	1
		BIG60-BED	230V or 110V depends on the region.	2
ADDONS(Optional)	ENCLOSURE	120X-ENC1		1
		120X-ENC2		1



120X-ELC-V4				
ITEM NO.	PART NUMBER	DESCRIPTION	QTY.	PICTURE
1	ELC-V4		1	
2	P_A		1	
3	P_B		1	
4	C		1	
5	X-F-M	X MOTOR CABLE - FRONT	1	
6	X-B-M	X MOTOR CABLE - BACK	1	
7	Y-M_120X	Y MOTOR CABLE FOR BIG60	1	
8	Z-B-L	Z MOTOR CABLE - BACK, LEFT	1	
9	Z-F-L	Z MOTOR CABLE - FRONT, LEFT	1	
10	Z-F-R	Z MOTOR CABLE - FRONT, RIGHT	1	
11	Z-B-R	Z MOTOR CABLE - BACK, RIGHT	1	
12	X-F-S	X FRONT OPTICAL ENDSTOP	1	
13	X-B-S	X BACK OPTICAL ENDSTOP	1	
14	LCD-4wire	LCD CABLE, 4 WIRE	1	
15	LCD-RIBBON	LCD CABLE, RIBBON	1	

120X-MAIN-V4							
NO.	TYPE	BOX	PART NUMBER	DESCRIPTION	QTY.	PICTURE	
1	ELC	ELECTRONICS	120X-ELC-V4	ELECTRONIC BOX AND WIRING FOR BIG60	1		
2			MODIX-LCD	LCD COMPONENTS	1		
3	FRAME	FRAME COMPONENTS	FRAME-COMPONENTS	FRAME COMPONENTS AND FASTENERS	1		
4	X-AXIS	IDLER	XAXIS-IDLER-BACK	X-AXIS IDLER ASSEMBLY - BACK	1		
5			XAXIS-IDLER-FRONT	X-AXIS IDLER ASSEMBLY - FRONT	1		
6		MOTOR	XAXIS-MOTOR-BACK	X-AXIS MOTOR ASSEMBLY - FRONT	1		
7			XAXIS-MOTOR-FRONT	X-AXIS MOTOR ASSEMBLY - FRONT	1		
8		XAXIS-RAILS-120X	M3X10 HEX	THREADLOCKER BLUE 242 paste	46		
9			Spring Shim - M3	OD:6.2mm THK:0.8mm	46		
10			4040 M3 T-Nut	4040 M3 T-Nut	46		
11		XAXIS-BELT-120X	GENERAL-P-BUY-BELT-4M	GT2 OPEN LOOP BELT - 4M LENGTH	2		
12			GENERAL-P-CNC-0007	Belt Clip	4		
13		Y-AXIS	MOTOR	YAXIS-MOTOR	Y-AXIS MOTOR ASSEMBLY	1	
14			IDLER	YAXIS-IDLER	Y-AXIS IDLER ASSEMBLY	1	
15			YAXIS-RAIL-660	M3X8 HEX	THREADLOCKER BLUE 242 paste	13	
16	Spring Shim - M3			OD:6.2mm THK:0.8mm	13		
17	2020 M3 T-Nut			2020 M3 T-Nut	13		
18	YAXIS-BELT-660		GENERAL-P-BUY-BELT-2M	GT2 OPEN LOOP BELT - 2M LENGTH	1		
19			GENERAL-P-CNC-0007	Belt Clip	2		
20	Cable Chain	Cable Chain	CABLE-CHAIN	CABLE CHAIN COMPONENTS FOR X & Y AXIS	1		
21	Z-AXIS	Z-TOP	ZAXIS-TOP-RODS	Z-AXIS TOP ASSEMBLY, SMOOTH RODS	3		
22			ZAXIS-TOP-WIRE-RODS	Z-AXIS TOP ASSEMBLY, WIRE MANAGEMENT, SMOOTH RODS	1		
23		Z-BOTTOM	ZAXIS-BOTTOM-RODS	Z-AXIS BOTTOM ASSEMBLY, SMOOTH RODS	2		
24			ZAXIS-BOTTOM-2-RODS	Z-AXIS BOTTOM ASSEMBLY, SMOOTH RODS	2		
25		Z-MID	ZAXIS-MID-RODS	Z-AXIS MID ASSEMBLY, SMOOTH RODS	2		
26			ZAXIS-MID-2-RODS	Z-AXIS MID ASSEMBLY, SMOOTH RODS, MIRRORRED	2		
27	Printhead	PRINTHEAD COMPONENTS	PRINTHEAD-V4-A	PRINTHEAD ASSEMBLY; DUAL SIDE BY SIDE	1		
28		GRIFFIN	GRIFFIN-PRIMARY-V4	GRIFFIN PRIMARY COMPONENTS	1		
29	BED	BED	BED-ASM-120X	BED PROFILE AND COMPONENTS ASSEMBLY	1		
30	WIRING	CHANNELS	TUNNEL-225	LEFT SIDE TUNNEL	2		
31			TUNNEL-90	TOP TO ELC BOX TUNNEL	1		
32			TUNNEL-450	BOTTOM TO ELC BOX TUNNEL	1		
33			M5X12 Low Profile	BLACK	8		
34			4040 M5 T-Nut	4040 M5 T-Nut	8		
35	Front Panels	FRONT PANELS PROFILES	SUPPORT-PROFILLES-COMP	FRONT PANELS PROFILES COMPONENTS	1		
36		FRONT PANELS FASTENERS - 120X	M5X8 LOW PROFILE	BLACK	9		
37			M5X12 LOW PROFILE	BLACK	11		
38			2020 M5 T-Nut	2020 M5 T-Nut	6		
39			4040 M5 T-Nut	4040 M5 T-Nut	11		
40		FILAMENT	FILAMENT-DETECTION	CLOG DETECTOR COMPONENTS	1		

120X-MAIN-V4							
NO.	TYPE	BOX	PART NUMBER	DESCRIPTION	QTY.	PICTURE	
41	FILAMENT	FILAMENT	FILAMENT-HOLDER	FILAMENT HOLDER COMPONENTS	1		
42		PTFE	PTFE-4-3-500	PTFE TUBE, OD:4, ID:3, LENGTH:500MM	1		
43			PTFE-6-3-2500	PTFE TUBE, OD:6, ID:3, LENGTH:2500MM	1		
44			PG-4-6	PNEUMATIC CONNECTOR FOR PTFE	1		
45	POWER	Power Supply	POWER-SUPPLY	POWER SUPPLY COMPONENTS	1		
46		CABLE	C13-C14 Cable		4		
47		ADAPTERS	EU Adapter	EU Adapter	Modulare AC adapter for Europe	4	
48			US Adapter	US Adapter	Modulare AC adapter for the US	4	
49			AU Adapter	AU Adapter	Modulare AC adapter for Australia	4	
50	UK Adapter		UK Adapter	Modulare AC adapter for England	4		
51	OTHERS		TOOLS		1		
52			CRASH-DETECTOR	CRASH DETECTOR COMPONENTS	1		
53			ZOFFSET-CALIBRATION	AUTOMATIC Z OFFSET COMPONENTS	1		
54			Articulated Legs		4		
55			SPARE BAG		1		
56			CE-PACK		1		



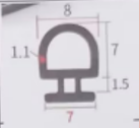







120X-PRF-V4				
ITEM NO.	PART NUMBER	DESCRIPTION	QTY.	PICTURE
1	GENERAL-P-BUY-4040-990	Z-Axis Profile	4	
2	GENERAL-P-BUY-4040-1470	Big 120X X-Axis Bottom	2	
3	GENERAL-P-BUY-4040-1550	Big 120X X-Axis Top	2	
4	GENERAL-P-BUY-4040-800	Y-Axis Profile	4	
5	GENERAL-P-BUY-2040-1406	Cable Chian Support profile 120X	1	
6	GENERAL-P-BUY-2040-1431.5	120X FRONT PANELS PROFILE - TOP	1	
7	GENERAL-P-BUY-2040-1461.5	120X FRONT PANELS PROFILES - BOTT	1	
8	GENERAL-P-BUY-2040-1543.6	2040 PROFILE, L=1543.6mm, BED ASSEMBLY	2	
9	GENERAL-P-BUY-2020-620	2020 PROFILE, L=620mm, BED ASSEMBLY	2	
10	GENERAL-P-BUY-2020-790	2020 PROFILE, L=790mm, Y-Bridge	1	
11	GENERAL-P-BUY-2020-620-MID	Bad calibration profile -620	1	
12	120X-ACP-FRONT-TOP	FRONT ACP PANEL- 120X	1	
13	120X-ACP-FRONT-BOTTOM	BOTTOM ACP PANEL- 120X	1	
14	MGW9H1R1350ZFCM	1350mm- X - 120X	2	
15	RAILS_CLIP	Set of two MGW rails clip	2	

120X-MOTION-V4				
ITEM NO.	PART NUMBER	DESCRIPTION	QTY.	PICTURE
1	MGW9H1R700ZFCM	700mm - XY - Big60 line	1	
3	CABLE-CHAIN-HY15A.3-60	Cable Chain, 60 links, including two end connectors	1	
4	CABLE-CHAIN-HY15A.3-31	Cable Chain, 31 links, including two end connectors	1	
5	MIC6-PLATE-660	BED 660	2	
6	PEI-660-SHEET	PEI SHEET for 660mm plate, including 3M adhesive	2	
7	RODS-12-900	SMOOTH RODS, L:900mm, OD:12mm	4	
8	SFUR01204T4DFC7-830-P1	BIG60, 120X, 180X Ballscrew	4	
9	RAILS_CLIP	Set of two MGW rails clip	1	


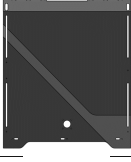









120X-ENC1-V4					
ITEM NO.	BOX/BAG/TYPER	PART NUMBER	DESCRIPTION	QTY.	PICTURE
1	<b>Pivot Lid</b>	GENERAL-P-BUY-2020-CornerBracket	Corner Bracket	8	
2		GENERAL-P-BUY-2020-L-Joint	L joint 2020, including set screws	8	
3		GENERAL-P-BUY-2020-1465		1	
4		GENERAL-P-BUY-2020-1505		2	
5		GENERAL-P-BUY-2020-350.5		2	
6		GENERAL-P-BUY-2020-446		2	
7		GENERAL-P-BUY-2040-426		1	
8		GENERAL-P-BUY-2040-350		1	
9		ENC-HINGE-2020-CL218-2	2020 METAL HINGE; CL218-2	4	
10		ENC-HNADLE-320	HANDLE. HOLES DISTANCE:320MM	1	
11		ENC-END_CORK-2020	END CORK FOR 2020 PROFILES	2	
12		M4X20 HEX	Black	2	
13		M5X8 Button-Head	Black	16	
14		M5X8 Low Profile	Black	30	
15		M5X12 Conic	Black	8	
16		2020 M5 T-Nut		54	
17	<b>Top Lid</b>	GENERAL-P-BUY-2020-467		2	
18		GENERAL-P-BUY-2020-860		2	
19		GENERAL-P-BUY-2020-1510		1	
20		GENERAL-P-BUY-2020-450		2	
21		GENERAL-P-BUY-2040-1510		1	
22		GENERAL-P-BUY-2040-350		1	
23		GENERAL-P-BUY-2040-445.5		1	
24		ENC-LID-02	4040 to 2020 Profile Holder Mirrored	2	
25		ENC-LID-01	4040 to 2020 profile holder	2	
26		ENC-LID-03	Cover Frame Extension Holder	1	
27		GENERAL-P-BUY-2020-CornerBracket	Corner Bracket	12	
28		GENERAL-P-BUY-2020-L-Joint	L joint 2020	8	











29		ENC-END_CORK-2020	END CORK FOR 2020 PROFILES	2		
30		ENC-SEALING-2020-DCR6-371	2020 SEALING; DCR6; BLACK; 371MM	4		
31		ENC-SEALING-2020-DCR6-447	2020 SEALING; DCR6; BLACK; 447MM	4		
33		M5X12 Conic	Black	8		
34		M5X8 Button-Head	Black	24		
35		M5X8 Low Profile	Black	56		
36		M5X12 Low Profile	Black	8		
37		M5X16 Low Profile	Black	4		
38		2020 M5 T-Nut		86		
39		4040 M5 T-Nut		8		
40		Doors	GENERAL-P-BUY-2040-657	DOOR HINGE PROFILE	2	
41			GENERAL-P-BUY-2020-708	120X DOOR HORIZONTAL PROFILE	4	
42			GENERAL-P-BUY-2020-689.8	DOOR HANDLE PROFILE	2	
43			GENERAL-P-BUY-2020-CornerBracket	Corner Bracket	8	
44	DOOR-HINGE-B2222_1011		2040 DOOR HINGE; B2222_1011; BLACK	4		
45	DOOR-COVER-2020-15X3-689		PROFILE 5 COVER 15X3; L=689MM	2		
46	ENC-END_CORK-2020		END CORK FOR 2020 PROFILES	4		
47	ENC-HNADLE-320		HANDLE. HOLES DISTANCE:320MM	2		
48	DOOR-MAGNET		OD:20, THK:3mm, ID:3mm;	4		
49	M4X20 HEX		Black	4		
50	M3X10 Conic		Black	4		
51	M5X8 Low Profile		Black	32		
52	M5X12 Low Profile		Black	8		
53	M5X8 Button-Head	Black	16			
54	2020 M3 T-Nut		4			
55	2020 M5 T-Nut		52			
56	4040 M5 T-Nut		8			
57		General-P-BUY-LProfile-25x20-1427	L-Profile; 25x2-x1.5; L=1427mm	2		

58	<b>Sealing</b>	General-P-BUY-LProfile-20x15-703	L-Profile; 25x15x1.5; L=703mm	2	
59		DOOR-P-SM-001	DOOR MAGNET BRACKET; WITH 3M468P sticker	2	
60		M3X8 Conic	Black	6	
61		M3X10 Low Profile	Black	6	
62		2020 M3 T-Nut		6	
63		4040 M3 T-Nut		6	
64		DOOR-SEALING-EPDM-7-655	EPDM Sealing for doors; 655mm	2	
65	DOOR-SEALING-EPDM-7-705	EPDM Sealing for doors; 705mm	4		
66	<b>S.Panels</b>	ENC-BACK-COVER		1	
67		GENERAL-P-BUY-4040-800	Bottom Profile. No tap, No drill	1	
68		4040-CORNER-BRACKET	CORNER BRACKET, 4040 PROFILE	2	
69		M5X8 Low Profile	Black	2	
70		M5X12 Low Profile	Black	70	
71		M8X16 Button-Head Thread Lock		4	
72		2020 M5 T-Nut		2	
73		4040 M5 T-Nut		70	
74		4040 M8 T-Nut		4	
75		<b>PTFE GUIDE</b>	Black Wire Cable House		4
76	M5X8 Low Profile		Black	4	
77	2020 M5 T-Nut			4	
78	BIG-00-V SLOT-0001			1	
79	Aluminium Spacer - OD:10mm, ID:5mm, THK:6mm			2	
80	Eccentric Spacer 6mm			2	
81	Delrin mini v wheel			4	
82	M5 brass Shim - 8mmx1mm			8	
83	M8x12 Button-Head			1	
84	M5x12 Low Profile			2	
85	M5x25 Low Profile		4		

86		M5 Nut		2	
87		M5 Nyloc nut		4	
88		GENERAL-P-BUY-KFL08		1	
89		BIG-00-VSLOT-0002		1	
90	<b>PNEUMATIC</b>	PNEUMATIC HINGE	100N;Distance1:230mm	2	
91		PNEUMATIC HINGE CONNECTOR		4	
92		ENC_PNEUMATIC		1	
93	<b>Air Filter</b>	M5X16 LOW PROFILE	BLACK	12	
94		M5 Nut	Black	12	
95	<b>LED</b>	LED1		2	 White 6000K

120X-ENC2-V4					
ITEM NO.	BOX/BAG/TYPE	PART NUMBER	DESCRIPTION	QTY.	PICTURE
1	ACP	ENC-ACP-BIG60-SIDE		1	
2		ENC-ACP-BIG60-SIDE		1	
3		ENC-ACP-BIG60-BACK-ELC	ELC PANEL	1	
4		ENC-ACP-120X-BOTTOM-0001	120X BOTTOM PANEL LEFT	1	
5		ENC-ACP-120X-BOTTOM-0002	120X BOTTOM PANEL RIGHT	1	
6		ENC-ACP-120X-BACK-0001	LEFT BACK PANEL	1	
7		ENC-ACP-120X-BACK-COVER	120X BACK PANEL COVER	1	
8		ENC-ACP-120X-BACK-0002	RIGHT BACK PANEL	1	
9		ENC-ACP-120X-TOP	120X 4040 TOP COVER	2	
10		ENC-ACP-120X-LID-0001	120X TOP LID TOP PANEL	2	
11		ENC-ACP-120X-LID-0002	120X TOP LID BACK PANEL LEFT	1	

120X-ENC2-V4					
ITEM NO.	BOX/BAG/TYPER	PART NUMBER	DESCRIPTION	QTY.	PICTURE
12		ENC-ACP-120X-LID-0003	120X TOP LID BACK PANEL RIGHT	1	
13	PC	ENC-PC-120X-LID-SIDE-LEFT	120X TOP LID LEFT SIDE PANEL	1	
14		ENC-PC-120X-LID-SIDE-RIGHT	120X TOP LID RIGHT SIDE PANEL	1	
15		ENC-PC-120X-PIVOT-0001	120X PIVOT LID TOP PANEL	2	
16		ENC-PC-120X-PIVOT-0002	120X PIVOT LID FRONT PANEL	2	
17		ENC-PC-120X-DOOR-RIGHT	120X DOOR PANEL - LOGO	1	
18		ENC-PC-120X-DOOR-RIGHT	120X DOOR PANEL - NO LOGO	1	

120X-33-FIX						
NO.	TYPE	BOX	PART NUMBER	DESCRIPTION	QTY.	PICTURE
1	ENC1	ENC_PNEUMATIC	M5X8 Low Profile		8	
2			M5X16 HEX Thread Lock		4	
3			M5 Nut		8	
4			2020 M5 T-Nut		8	
5	MAIN		120X 110V Name Plate		1	
6		LCD	M5X10 HEX		2	